

# BIM Classes

## TRAINING OBJECTIVES

By the end of the course, attendees will have a good understanding of:

- How to set up a project optimized for interdisciplinary collaboration
- How documentation and deliverables should be managed
- How data should be managed
- How a project can be optimized for better performance and efficiency
- What the most common modelling challenges are in ARCHICAD
- How projects should be audited
- How a project can be coordinated with other consultants

## WHO SHOULD ATTEND?

The BIM Project Coordination course is recommended for existing and prospective BIM Managers, as well as existing and prospective BIM Coordinators.

## PREREQUISITES

Solid intermediate level of ARCHICAD knowledge is required. A 60% or more score is recommended to be achieved on the public online ARCHICAD test: [http://www.graphisoft.com/learning/online\\_certification/](http://www.graphisoft.com/learning/online_certification/)

## DURATION:

2 DAYS (12HRS)

## BIM Project Coordination



Learn how to implement BIM standards at your projects and optimize them to enable seamless collaboration with other consultants.

The BIM Project Coordination course focuses on the practical steps that a Project Coordinator needs to take in order to ensure that a project in ARCHICAD is set up in an optimal way for efficiency, speed and collaboration with other disciplines.

The course gives an overview of how the EIR and the BEP can affect the setup of a project and explains all the actions and all the strategies that need to be performed and considered before a project starts.

Workflows related to data management, documentation creation, level of definition/development, project optimization and project audits are explained in detail.

The most common modelling challenges in ARCHICAD are examined and solutions are offered. Additionally, the coordination process is explained in practical terms, and tips around project setup and required data, are given for optimal collaboration between ARCHICAD and Autodesk Revit in an OpenBIM environment.

# Course Outline

## BIM Project Coordination

### Project Startup

- EIR & BEP
- Naming conventions
- Modelling strategy
- Hotlinking strategy
- Attribute management strategy
- File management strategy
- Project template

### Data Management

- Internal & external data management
- Properties, Classifications & Schedules
- ID management

### Documentation Creation

- 2D & 3D deliverables
- Detailing methods
- Revisions
- LOD / LOI

### Project Optimization

- Performance measures
- Advice

### Modeling Challenges

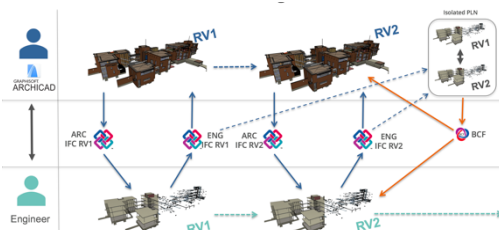
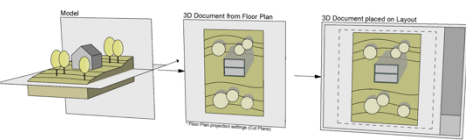
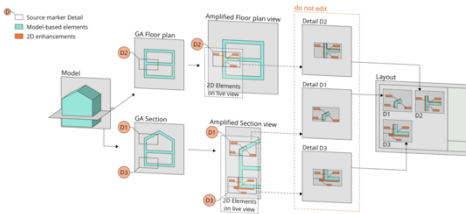
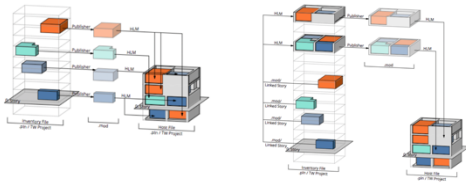
- Split-level buildings
- Intersections
- Model location
- Site plan
- Reflected ceiling plans
- Design options
- Refurbishment projects and phases

### Project Audit

- Audit methodology in ARCHICAD
- Audit methodology in Solibri Model Checker
- Teamwork
- Setup, roles, permissions at a project level

### Coordination

- Translation methods (pros & cons)
- Basic file setup tips in ARCHICAD
- Basic file setup tips in Autodesk Revit



## SOFTWARE REQUIREMENTS:

Participants must have access to a computer with the following software installed:

- ARCHICAD 22

<https://www.graphisoft.com/downloads/archicad/>

- Solibri Model Viewer

## NOTE:

For more information, please contact your [local GRAPHISOFT reseller](#).